

2023-24 School Report Card



Plenty Coups High School

1 High School Lane
Pryor, MT 59066

Grades Served: 9-12

Student Enrollment: 51

Per Pupil Expenditures: \$42,936.84

Montana Accountability System

As required under the Every Student Succeeds Act (ESSA), Montana developed an accountability system to meaningfully differentiate schools by the support needed.

Schools are identified as one of the following:

- Comprehensive Support & Improvement (CSI) Schools
- Targeted Support & Improvement (TSI) Schools
- Additional Targeted Support & Improvement (ATSI) Schools
- Universal Support Schools

[Click here for more detail about Accountability](#)

School Accountability Designation

Comprehensive Support

Report Card Definitions & Methodology

Due to rounding, percentages on each page may not add up to 100%.

An asterisk (*) indicates this number has been suppressed for student privacy and security reasons (**Privacy & Security Details**) or the data was either not available or could not be reported. For more information about why data may not be available or reported, visit the [Report Card Information page](#).

Student Achievement Scores

Mathematics



	Novice	Nearing Proficient	Proficient	Advanced
School	93%	7%	0%	0%
District	93%	7%	0%	0%
State	34%	29%	22%	15%

Reading

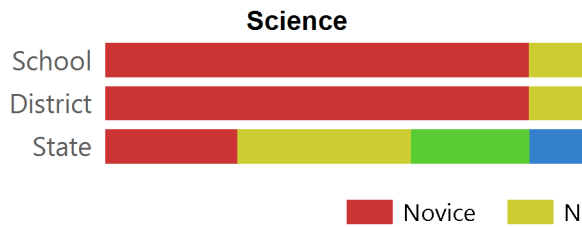


	Novice	Nearing Proficient	Proficient	Advanced
School	100%	0%	0%	0%
District	100%	0%	0%	0%
State	30%	24%	29%	17%

	Novice	Nearing Proficient	Proficient	Advanced
School	88%	12%	0%	0%
District	88%	12%	0%	0%

Due to rounding, percentages on each page may not add up to 100%.

An asterisk (*) indicates this number has been suppressed for student privacy and security reasons (**Privacy & Security Details**).

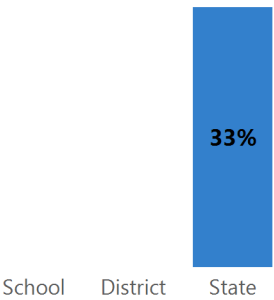


State	28%	36%	25%	12%
-------	-----	-----	-----	-----

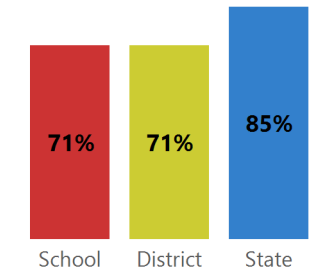
[Click here for more detail about Student Achievement](#)

Student Achievement Progress Scores

% of English Learners showing progress toward English proficiency

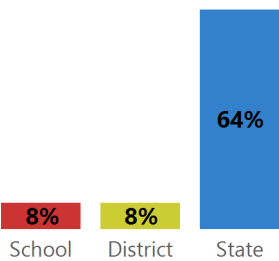


% of students graduating high school in four years



[Click for more information](#)

% of students who are college or career ready



[Click for more information](#)

English Learners School Attendance

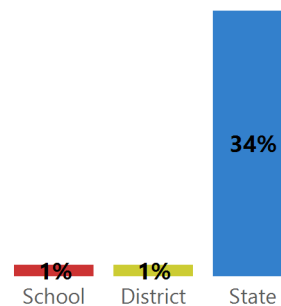
# English Learners	13	
# Assessed	7	
# Achieved Proficiency	*	
# Progress Eligible	*	% of students with at least 95% attendance for the entire school year
% Achieved Proficiency	*	

Due to rounding, percentages on each page may not add up to 100%.
 An asterisk (*) indicates this number has been suppressed for student privacy and security reasons ([Privacy & Security Details](#)).

% Students Showing Progress on the EL Assessment

*

[Click for more information on Attendance](#)



Educator Qualifications

[Click here for details on Educator Qualifications \(inexperienced educators, emergency provisional licenses, educators working out of field\)](#)

School Quality, Climate, and Safety

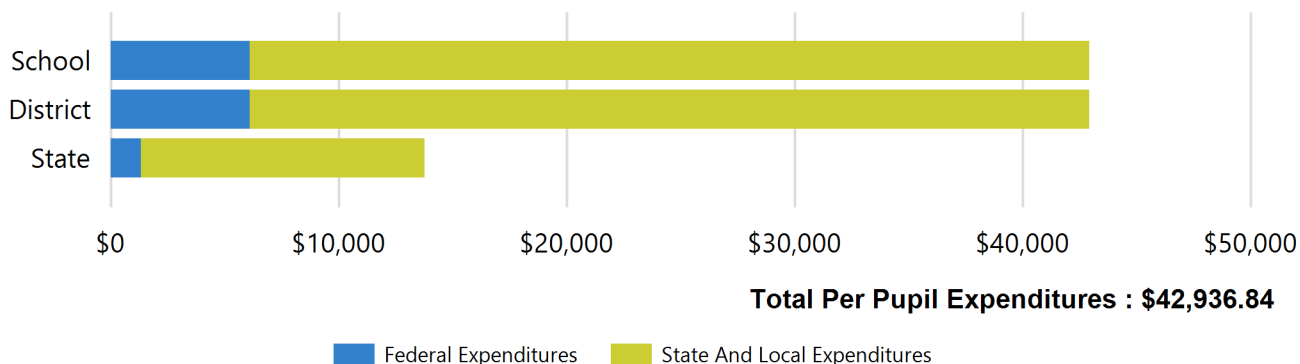
Source: Civil Rights Data Collection as published by the US Department of Education Office of Civil Rights.

An asterisk (*) indicates this number has been suppressed for student privacy and security reasons ([Privacy & Security Details](#)).

[Click here for details on Montana Civil Rights Data Collection](#)

School Finance

Per Pupil Expenditures for Plenty Coups High School



[Click here for more details on Per Pupil Expenditures](#)

Due to rounding, percentages on each page may not add up to 100%.

An asterisk (*) indicates this number has been suppressed for student privacy and security reasons ([Privacy & Security Details](#)).