

2023-24 School Report Card



Arrow Creek Elem School

612 Away Kurwak St.
Pryor, MT 59066

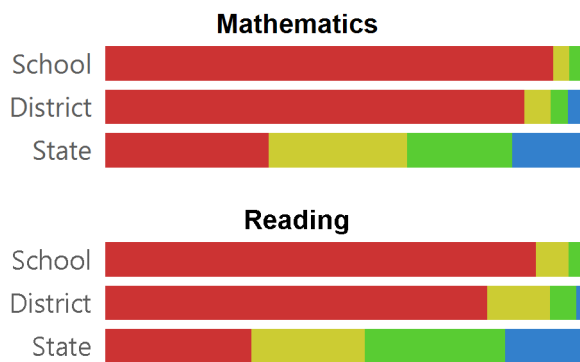
Grades Served: PK-6

Student Enrollment: 54

Per Pupil Expenditures: \$22,617.36

Montana Accountability System	School Accountability Designation
<p>As required under the Every Student Succeeds Act (ESSA), Montana developed an accountability system to meaningfully differentiate schools by the support needed.</p> <p>Schools are identified as one of the following:</p> <ul style="list-style-type: none"> Comprehensive Support & Improvement (CSI) Schools Targeted Support & Improvement (TSI) Schools Additional Targeted Support & Improvement (ATSI) Schools Universal Support Schools <p>Click here for more detail about Accountability</p>	<h2>Comprehensive Support</h2> <p><u>Report Card Definitions & Methodology</u></p> <p>Due to rounding, percentages on each page may not add up to 100%.</p> <p>An asterisk (*) indicates this number has been suppressed for student privacy and security reasons (<u>Privacy & Security Details</u>) or the data was either not available or could not be reported. For more information about why data may not be available or reported, visit the <u>Report Card Information page</u>.</p>

Student Achievement Scores



	Novice	Nearing Proficient	Proficient	Advanced
School	93%	3%	3%	0%
District	87%	5%	4%	4%
State	34%	29%	22%	15%

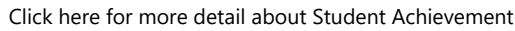
	Novice	Nearing Proficient	Proficient	Advanced
School	90%	7%	3%	0%
District	80%	13%	6%	2%
State	30%	24%	29%	17%

	Novice	Nearing Proficient	Proficient	Advanced
School	*	*	*	*
District	83%	17%	0%	0%

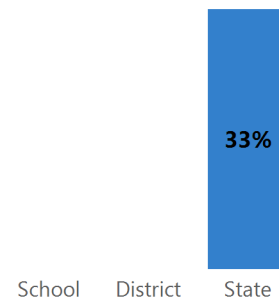
Due to rounding, percentages on each page may not add up to 100%.

An asterisk (*) indicates this number has been suppressed for student privacy and security reasons (Privacy & Security Details).

State	28%	36%	25%	12%
-------	-----	-----	-----	-----

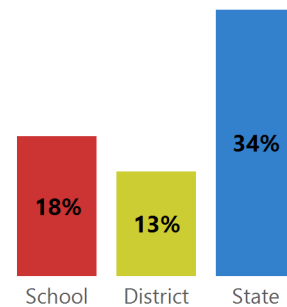


Student Achievement Progress Scores



English Learners

School Attendance	
1	2
3	4
5	6
7	8
9	10
11	12
13	14
15	16
17	18
19	20
21	22
23	24
25	26
27	28
29	30
31	32
33	34
35	36
37	38
39	40
41	42
43	44
45	46
47	48
49	50
51	52
53	54
55	56
57	58
59	60
61	62
63	64
65	66
67	68
69	70
71	72
73	74
75	76
77	78
79	80
81	82
83	84
85	86
87	88
89	90
91	92
93	94
95	96
97	98
99	100

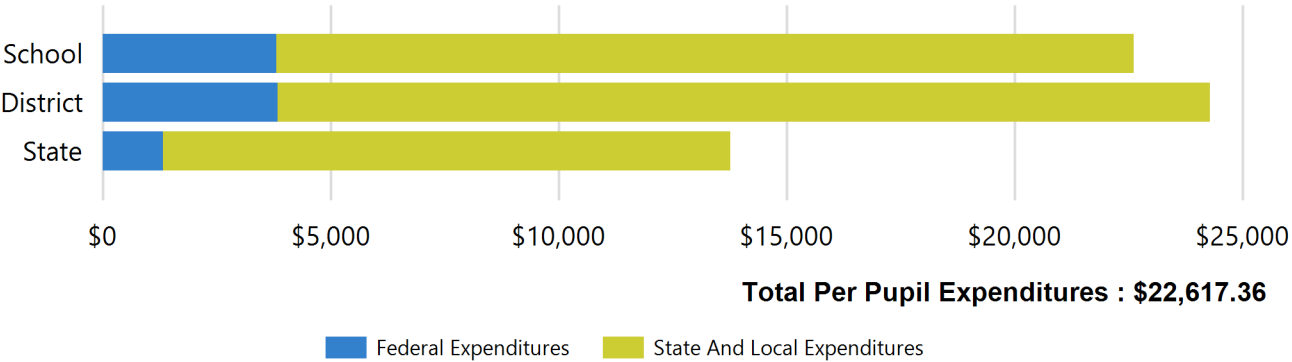


Educator Qualifications

Page 2 of 3

School Finance

Per Pupil Expenditures for Arrow Creek Elem School



[Click here for more details on Per Pupil Expenditures](#)